


Ministry of Science and Higher Education of the Russian Federation	The Form	
F-Work program of the discipline		

APPROVED BY
by the decision of the Academic Council of the USU
Institute of Medicine, Ecology and Physical Culture
19.06.2019 Record No. 10/220

Chairman Midlenko V.I.
Signature, Name)
«19» June 2019.

EDUCATIONAL PLAN

Discipline	Traumatology, Orthopedics
Faculty	Medical faculty of T.Z. Biktimirov
Name of department	Hospital surgery, anesthesiology, urology, traumatology and orthopedics
Course	5

Direction (specialty) 31.05.01 General medicine
the code of the direction (specialty), full name



Form of training: full-time


Date of introduction into the academic process at USU «01» September 2019.

Revised at the Department meeting, Record No. 1 of 31 « 08 » 2020
 Revised at the Department meeting, Record No. 1 of 31 « 08 » 2021
 Revised at the Department meeting, Record No. 1 of 31 « 08 » 2022
 Revised at the Department meeting, Record No. 10 of 17 « 05 » 2023
 Revised at the Department meeting, Record No. _____ of _____ « _____ » 20____
 Revised at the Department meeting, Record No. _____ of _____ « _____ » 20____

Information about the authors:

Initials	Abbreviation of the department	Degree, scientific rank
Shevalaev Gennady Alekseevich	Hospital surgery, anesthesiology, resuscitation, urology, traumatology and orthopedics	Candidate of Medical Sciences, Associate Professor

Agreed	Agreed
Head of department of hospital surgery, anesthesiology, resuscitation, urology, traumatology and orthopedics, developing discipline	Head of the graduating Department of Hospital Therapy
 / <u>Midlenko V.I.</u> / Signature Full name	 / <u>Vize-Khripunova M.A.</u> / Signature Full name
«19» June 2019.	«19» June 2019.

Ministry of Science and Higher Education of the Russian Federation	The Form	
F-Work program of the discipline		

1. GOALS AND OBJECTIVES OF THE DISCIPLINE DEVELOPMENT

Objectives of mastering the discipline: the main purpose of teaching traumatology, orthopedics and military field surgery is to teach students the modern provisions of the theoretical and practical sections of traumatology, orthopedics and military field surgery. To gain knowledge on etiology, pathogenesis, diagnosis, clinical picture of injuries and diseases of the musculoskeletal system, methods of their treatment and prevention.


Objectives of mastering the discipline:

1. Mastering by students of all questions of the program of traumatology, orthopedics and military field surgery, based on the knowledge gained in other departments.
2. Development of students' clinical thinking, improvement of methods of differential diagnosis.
3. Teaching students on the prevention of injuries and orthopedic diseases, the organization of traumatological and orthopedic care in the Russian Federation.
4. Mastering by students of the basic principles of diagnostics and methods of treatment of patients with injuries and diseases of the musculoskeletal system.
5. To develop students' scientific understanding of the relationship between the structure, function of organs and the human system, depending on environmental conditions.
6. To educate ethical standards of conduct in the clinic, respect for colleagues and patients.

2. PLACE OF DISCIPLINE IN THE STRUCTURE OF OPOP:


The discipline "Traumatology, Orthopedics" belongs to the basic part of the Curriculum for the specialty 31.05.01 General Medicine.

The mastery of the discipline is based on the knowledge, skills and abilities formed by the previous disciplines and practices: philosophy, history of medicine, bioethics, psychology and pedagogy, Latin language, physics, mathematics, medical informatics, chemistry, biology, biochemistry, human anatomy, histology, embryology, cytology, normal physiology, pathological physiology, hygiene, microbiology, virology, immunology, pharmacology, general surgery, radiation diagnostics, infectious diseases, propedeutics of internal diseases, hospital therapy, faculty pediatrics, endocrinology, obstetrics and gynecology, neurology, medical genetics and neurosurgery, public health and health care organization, topographic anatomy and operative surgery, and nesthesiology, resuscitation and intensive care, facult surgery, urology, training practice "Patient care".

Ministry of Science and Higher Education of the Russian Federation	The Form	
F-Work program of the discipline		

3. LIST OF PLANNED LEARNING OUTCOMES ON THE DISCIPLINE (MODULE), CORRELATED TO THE PLANNED OUTCOMES OF THE BASIC PROFESSIONAL EDUCATIONAL PROGRAM

Code and name of the implemented competence	The list of planned learning outcomes in the discipline (module), correlated with indicators of achievement of competencies
OPK-11 readiness to use medical devices provided for by the procedures for the provision of medical care	Know: basic medical devices that are used for injuries and diseases of the musculoskeletal system in adults and children Be able to : correctly prescribe a medical device for orthopedic diseases and injuries in adults and children Owning: method of use of medical devices in trauma, congenital and acquired diseases of the musculoskeletal system
PC - 5 readiness to collect and analyze patient complaints, data from his anamnesis, examination results, laboratory, instrumental, pathological, anatomical , and other studies in order to recognize a condition or establish the presence or absence of a disease	Know: the diagnostic value of the changes identified in the clinical study of the patient, using the methods of laboratory and instrumental diagnostics Be able to: conduct a survey, physical examination of the patient; interpret the results of laboratory and instrumental diagnostics and use in substantiating a clinical diagnosis Own: methods of clinical research of a patient, interpretation of the results of additional research methods, an algorithm for substantiating a preliminary and clinical diagnosis
PC-8 the ability to determine the tactics of managing patients with various nosological forms	Know: Basic principles of treatment of diseases and injuries of the musculoskeletal system Be able to: Develop a patient treatment plan taking into account the course of the disease Own: Algorithm of principles of treatment of injuries and diseases of the musculoskeletal system
PC - 10 readiness to provide medical care in case of sudden acute diseases, conditions, exacerbation of chronic diseases that are not accompanied by a threat to the patient's life and do not require emergency medical care	Know: Basic principles of medical care for exacerbation of chronic diseases of the musculoskeletal system and minor injuries Be able to: Prescribe treatment for exacerbation of chronic diseases of the musculoskeletal system Own: Analysis of patient research data: clinical studies, results of instrumental diagnostic methods
PC-11 readiness to participate in the provision of emergency medical care for conditions requiring urgent medical	Know: The tactics of managing patients with injuries and diseases of the musculoskeletal system Be able to: Determine the nature of the surgical intervention for injuries and diseases of the musculoskeletal system Own: The technique of open reduction and osteosynthesis for

Ministry of Science and Higher Education of the Russian Federation	The Form	
F-Work program of the discipline		

intervention	various fractures of the bone apparatus and suturing on the soft tissues of the musculoskeletal system
--------------	--

4. GENERAL time-consuming DISCIPLINE


4.1. Discipline volume in credit units (total): 5

4.2. Discipline volume by type of academic work (in hours): 180

Type of educational work	Number of hours (full-time education)	
	Total according to plan	Incl. by semester 9 - 10 semesters
1	2	3
Contact work of students with the teacher in accordance with the UP	90	90
Auditory lessons:	90	90
A projection	18	18 (9 semester)
Seminars and workshops	72	72
laboratory works, workshops	Not provided	
Independent work	54	54
Form of current control of knowledge and Control independent work: testing, counter. work, colloquium, abstract, etc. (at least 2 types)	Medical history, current tests and tasks , abstracts.	Medical history, current tests and tasks , abstracts.
Course work		
Types of interim assessment (exam)	36	36
Total hours by discipline	180	180

In the case of the need to use in the educational process partially/exclusively distance learning technologies in the table with a slash indicates the number of hours of work of the teaching staff with students to conduct classes in a distance format with the use of e-learning.

**Prep hours for the discipline are indicated in accordance with the AT, if the discipline provides for the implementation of individual elements of work related to the future professional activity of students.*

Ministry of Science and Higher Education of the Russian Federation	The Form	
F-Work program of the discipline		

4.3. Content of the discipline (module.) Distribution of hours by topics and types of academic work:

For each form of study: full-time / part-time / part-time, a separate table is filled in.

Form of study : full-time

Title of sections and topics	Total	Types of training sessions					Knowledge current control form	
		Auditory lessons			Borrow t h in inter - assets noah form	Indepen dent work		
		Lecture s	Practice. s anya ti I, seminars	Laborat ory works, worksh ops				
1	2	3	4	5	6	7		
Section 1 . General questions of traumatology, orthopedics								
Topic 1. Introduction to traumatology , orthopedics y. Research methods	2	1	-				1	Counter questions
Subject 2. M Methods for treatment in traumatology, orthopedics	5	1	3				1	Counter questions
	7	2	3				2	
Section 2. Traumatology								
Topic 3. Injuries to the upper limb	14	2	6				6	Counter. Questions ,situations Tasks, abstract
Topic 4 . Lower limb injuries	14	2	6				6	Counter. Questions ,situations Tasks, abstract
Topic 5. Injuries to the chest	15	2	6		1		6	Counter. Questions ,situations Tasks, abstract
Topic 6. Fractures of the pelvis and spine	13	2	6		1		4	Counter. Questions ,situations Tasks, abstract
Topic 7. Multiple and combined injuries. Traumatic illness	13	2	6		1		4	Counter. Questions ,situations Tasks, abstract

	69	10	30		3	26	
Section 3. Orthopedics							
Topic 8. Congenital deformities of the osteoarticular apparatus. Spinal deformities	16	2	6		2	6	Counter. Questions ,situations Tasks, abstract
Topic9. Osteochondro pathy. Systemic diseases and skeletal deformities. Deforming osteoarthritis. Osteocodritis of the spine	19	2	9		2	6	Counter. Questions ,situations Tasks, abstract
Topic 10. Bone tumors. Diseases and deformities of the feet. Spastic and flaccid paralysis	16	2	6		2	6	Counter. Questions ,situations Tasks, abstract
	51	6	21		6	18	
Section 4 . Rehabilitation and medical examination issues							
Topic 11. Rehabilitation of patients with injuries and diseases of ODA	10	-	6			4	Counter. Questions ,situations Tasks, abstract
Topic 12. Questions of medical certification - wa niya	7	-	3			4	Counter. Questions ,situations Tasks, abstract
	17		9			8	
	144						
Intermediate certification	36						Exam
Total	180	18	63	-	9	54	

5. CONTENT OF THE DISCIPLINE (MODULE)


Section 1. General questions of traumatology, orthopedics

Topic 1. Introduction to traumatology, orthopedics. Research methods

Symptomatology and semiotics of trauma patients. Survey methods. Acquaintance with the clinic. General bypassing trauma patients. History, examination, palpation, percussion, determination of function. X-ray diagnostics. Measurement of length, circumference and muscle strength. Acquaintance with the toolkit. The beginning of the supervision of patients.

Topic 2. Treatment methods in traumatology, orthopedics

Plaster technique and plaster bandages, quality control of plaster, rules for applying

Ministry of Science and Higher Education of the Russian Federation	The Form	
F-Work program of the discipline		

medical immobilization. Skeletal traction, indications, spokes locations, rules. Possible complications. Closed reduction, principles, indications. Classification of operations on bones and joints. Indications and contraindications for the surgical method of treatment. Types of skin grafting. Types of structures and devices for osteosynthesis, possible complications. Modern types of osteosynthesis.

Section 2. Traumatology

Topic 3. Upper limb injuries

Classification, clinical picture and diagnosis of fractures of the proximal and distal ends of the shoulder. Diaphyseal fractures of the shoulder. Clinical picture and diagnosis of forearm fractures. X-ray diagnostics, treatment of fractures of the bones of the hand. Diagnosis of tendon injuries. Tendon plasty methods. Terms of immobilization. Modern apparatus methods of rehabilitation. Orthoses and prostheses for upper limb injuries. Orthopedic products, used in the rehabilitation process. Physiotherapy, massage, exercise therapy.

Topic 4. Lower limb injuries.

Classification, diagnosis and treatment of fractures of the proximal department of the femoral bone. Classification, diagnosis and treatment of femoral shaft fractures. Classification, clinical picture, diagnosis and treatment of intra-articular injuries of the knee joint. Terms of immobilization and disability. Clinical picture, X-ray diagnostics, methods of treating fractures of the lower leg, ankle joint and foot. Terms of immobilization and disability, possible complications. Modern hardware rehabilitation methods. Orthoses and prostheses for injuries of the lower limb. Orthopedic products used in the rehabilitation process. Physiotherapy, massage, exercise therapy.

Topic 5 . Chest damage.


Classification, clinical presentation, diagnosis of fractures of the clavicle, scapula, sternum and ribs and their treatment. Technique of novocaine blockades. Technique of pleural puncture, Bullau drainage. Treatment of complications of rib fractures. Modern methods of rehabilitation for damage to the rib cage. Corset therapy. Physiotherapy, massage, exercise therapy.

Topic 6 . Fractures of the bones of the pelvis and spine.

Classification, clinic, diagnosis of injuries. The main methods of treatment for fractures of the spine and pelvis. Types of novocaine blockades, according to Shnek, Shkolnikov-Selivanov-Tsodyks. Modern apparatus methods of rehabilitation. Orthopedic products used in the rehabilitation process. Corset therapy. Physiotherapy, massage, exercise therapy.

Topic 7. Multiple and combined injuries. Traumatic illness.

Classification of concomitant injury. Features of diagnostics of multiple and associated trauma. T rheumatic disease. Combined injuries of the spine and pelvis. Combined damage to the chest, pelvis and long bones of the lower extremities. Basic principles of rehabilitation treatment

Ministry of Science and Higher Education of the Russian Federation	The Form	
F-Work program of the discipline		

for severe concomitant injury.

Section 3. Orthopedics

Topic 8. Orthopedics. Congenital deformities of the osteoarticular apparatus. Spinal deformities.

Indications for amputation, types of amputations, methods. Classification. Prosthetics of the upper and lower extremities using orthopedic devices. Express prosthetics, indications. Types of orthopedic products. Endoprosthetics of joints. Indications and contraindications. Types of endoprostheses. Congenital hip dislocation, congenital muscle torticollis, pterygoid scapula, amniotic constrictions. Polydactyly, syndactyly. Treatment. Kyphosis, clinic, diagnostics, treatment methods. Scoliosis, classification, clinical picture, diagnosis. Conservative treatment methods. Methods of surgical treatment of scoliosis. Amputation and prosthetics. Modern apparatus methods of rehabilitation in congenital pathology. Orthopedic products used in the rehabilitation process. Corset therapy. Physiotherapy, massage, exercise therapy.

Topic 9. Osteochondropathy. Systemic diseases and skeletal deformities. Deforming osteoarthritis. Osteocondritis of the spine.

Etiology, classification, clinical picture and diagnosis of osteochondropathy. Methods of conservative and surgical treatment. Classification, clinical picture, diagnosis and treatment of chondrodystrophy, dyschondroplasia, arthrogriposis, fibrous osteodysplasia, bone formation imperfecta, endocrine and alimentary osteodystrophies. Etiology, classification, clinical picture and diagnosis of osteochondropathy. Methods of conservative and surgical treatment. Modern apparatus methods of rehabilitation in congenital pathology. Orthopedic products used in the rehabilitation process. Physiotherapy, massage, exercise therapy.


Topic 10. Bone tumors. Diseases and deformities of the feet. Spasmodic and flaccid paralysis .

Classification, clinical picture, diagnosis and treatment of tumor-like formations of bone, cartilaginous and soft tissue genesis. Principles of the treatment of bone tumors. Bone grafting. Application of modern biocomposite materials for the treatment of pathologies of the osteoarticular system. Flat feet, types, methods of diagnosis and treatment. Hallux valgus, hammer fingers, types of surgical treatment. Diagnostics and prevention of paralytic deformities of the upper and lower extremities. Orthopedic support for foot deformities. Methods of surgical and conservative treatment and correction of deformities of the lower extremities in cerebral palsy. Modern apparatus methods of rehabilitation for spastic paralysis. Orthopedic products used in the rehabilitation process. Physiotherapy, massage, exercise therapy.

Section 4. Problems wasps rehabilitation and medical examination

Topic 11. Rehabilitation of patients with injuries and diseases of ODA

Basic principles of treatment and rehabilitation of traumatological and orthopedic patients on an outpatient basis (trauma center). Familiarization of students with the peculiarities of the work of the trauma center. To practice the skills of differential diagnosis and treatment of injuries of the musculoskeletal system on an outpatient basis. Possible terms of treatment of patients with the

Ministry of Science and Higher Education of the Russian Federation	The Form	
F-Work program of the discipline		

consequences of trauma. Indications for inpatient treatment. Modern apparatus methods of rehabilitation. Orthopedic products used in the rehabilitation process. Corset therapy. Physiotherapy, massage, exercise therapy. Mechanotherapy. Modern apparatus methods of rehabilitation.

Topic 12. Medical clearance issues

Criteria for determining the work capacity for typical orthopedic diseases and the consequences of trauma. The procedure for referral to VTEK. Sanatorium treatment of patients with orthopedic diseases and the consequences of trauma. Principles of professional, social and medical rehabilitation of patients.

6. TOPICS OF PRACTICAL AND SEMINARS

Section 1. General questions of traumatology, orthopedics

Topic 1. Traumatology, orthopedics. Research methods

Form of conduct - practical lesson

Questions on the topic of the lesson:

1. What bone protrusions are used when measuring the length of the limbs
2. What is true (anatomical) limb shortening
3. Methods for determining the axis of the limbs, spine.
4. Methods for determining the range of motion in the joints. Types of contractures.
5. Methods for measuring the length and circumference of the limbs.
6. Types of limb shortening, methods of their definition.

Questions on the topic of the lesson for independent work:


1. Credible and probable signs of joint disease and damage
2. Special methods of examination of trauma and orthopedic patients.
3. Paraclinical methods in traumatology and orthopedics. Indications for their use.
4. Basic principles of fracture treatment at hospital and prehospital stages of treatment.
5. Features of the treatment by the method of skeletal traction.

Lesson plan:

- | | |
|---|----------|
| 1. Introductory speech of the teacher | - 30 min |
| 2. Questioning students on the topic | - 60 min |
| 3. Patient supervision | - 30 min |
| 4. Analysis of patients in the clinic | - 60 min |
| 5. Independent work of students | - 60 min |
| 6. Teacher's resume, answers to questions and assignments for the next lesson | - 30 min |

Control form: questions, test control, situational tasks.

Topic 2. Conservative and operative methods of injury treatment. Organization of

Ministry of Science and Higher Education of the Russian Federation	The Form	
F-Work program of the discipline		

rehabilitation for injuries and diseases of the musculoskeletal system

Form of conduct - practical lesson

Questions on the topic of the lesson:

1. Conservative treatment methods.
2. Indications for conservative treatment for fractures.
3. Types of plaster casts.
4. Plaster cast rules, complications.
5. Types of extension treatment.
6. Indications for the method of skeletal traction.
7. The technique of applying skeletal traction.
8. Indications and contraindications for surgery.
9. Classification of operations on soft tissues.
10. Types of skin grafting, indications.
11. About steosynthesis. Types of osteosynthesis.
12. Osteosynthesis technique for bone diaphysis fractures.
13. The concept of extrafocal compression-distraction osteosynthesis.
14. Delayed consolidation of fractures, false joints.
15. Modern methods of treating false joints and delayed consolidation.
16. Types of bone grafting, their place in the treatment of false joints.
17. Compression-distraction osteosynthesis for pseudarthrosis.

Questions on the topic of the lesson for independent work:

1. The most common mistakes and complications in the treatment of fractures.
2. Clinical and radiological signs of nonunions, false joints.
3. Modern principles of surgical treatment of false joints.
4. Compression-distraction method in the treatment of false joints. The device of Ilizarov, Gudushauri, Volkov apparatus.
5. Modern methods of bone grafting used in the treatment of false joints.
6. Types of bone grafting.

Lesson plan:


1. Introductory speech of the teacher - 30 min
2. Questioning students on the topic - 60 min
3. Patient supervision - 30 min
4. Analysis of patients in the clinic - 60 min
5. Independent work of students - 60 min
6. Teacher's resume, answers to questions and assignments for the next lesson - 30 min

Control form: survey, test control, situational tasks.

Section 2. Traumatology

Topic 3. Upper limb injuries

Form of conduct - practical lesson

Ministry of Science and Higher Education of the Russian Federation	The Form	
F-Work program of the discipline		


Questions on the topic of the lesson:

1. Classification of fractures of the proximal metaepiphysis of the humerus.
2. Fracture mechanism, diagnosis, treatment.
3. Fractures of the humerus diaphysis, clinical picture, diagnosis and treatment methods.
4. Supracondylar and transcondylar fractures of the shoulder, types of displacement.
5. Diagnosis, treatment and possible complications of extensor and flexion supracondylar and transcondylar fractures of the shoulder.
6. Shoulder condyles fractures, clinic, treatment.
7. Intra-articular fractures of the distal end of the humerus - classification, diagnosis, treatment.
8. Timing of fusion of fractures of the humerus of different localization.
9. Fractures of the olecranon, coronoid process - the mechanism of injury, diagnosis, indications, methods of conservative and surgical treatment.
10. Fractures of the head and neck of the radius - the mechanism of damage, clinical presentation, diagnosis, treatment.
11. Fractures of the diaphysis of the bones of the forearm, clinical picture, diagnosis and treatment.
12. Fracture - dislocation of the forearm (Monteggia, Galezia), clinic, diagnosis and treatment.
13. Fracture of the radius in a typical location (Collis, Smith fracture), clinical picture, diagnosis, treatment.
14. Fractures of the wrist bones (scaphoid, lunar) - clinical picture, diagnosis, treatment.
15. Dislocations of the wrist bones, clinic, treatment.
16. Injuries to the flexor and extensor tendons of the fingers of the hand, clinical picture, diagnosis, types of tendon suture.
17. Tendon plasty methods.
18. Modern hardware methods for rehabilitation of upper limb injuries.
19. Orthoses and prostheses for upper limb injuries.
20. Orthopedic products used in the rehabilitation process.
21. Physiotherapy, massage, exercise therapy.

Questions on the topic of the lesson for independent work:

1. Indications and typical methods of conservative treatment for shoulder fractures.
2. Indications for surgical treatment of shoulder fractures.
3. Rules for the imposition of medical and transport splints for shoulder fractures.
4. Timing of shoulder fracture healing and recovery.
5. Features of the treatment of patients on an outpatient basis.
6. The mechanism of injury and classification of fractures of the elbow joint, forearm and hand.
7. Signs of complications of the tendons of the elbow joint and forearm (damage to blood vessels, nerves, Volkmann's ischemic contracture).
8. Timing of fusion of the bones of the forearm and hand and the timing of recovery.

Lesson plan:

Ministry of Science and Higher Education of the Russian Federation	The Form	
F-Work program of the discipline		

1. Introductory speech of the teacher - 30 min
2. Questioning students on the topic - 60 min
3. Patient supervision - 30 min
4. Analysis of patients in the clinic - 60 min
5. Independent work of students - 60 min
6. Teacher's resume, answers to questions and assignments for the next lesson - 30 min


Control form: questions, test control, situational tasks.

Topic 4. Injuries of the lower limb

Form of conduct - practical lesson

Questions on the topic of the lesson:

1. Classification of fractures of the femur.
2. Classification of fractures of the proximal femur.
3. Medial fractures of the femoral neck, features of regeneration, diagnostics, clinical picture, complications.
4. Surgical treatment of fractures of the femoral neck (osteosynthesis, endoprosthesis) is the method of choice.
5. Perelomy spitting array Beder ennoy bone - diagnosis, conservative and surgical methods of treatment.
6. Diaphysis fractures - features of displacement of fragments in fractures at various levels, clinical picture, diagnosis and treatment methods.
7. Fractures of the distal femur.
8. Contusion, hemarthrosis of the knee joint - clinic, diagnosis, treatment.
9. Traumatic dislocations of the patella - clinical picture, diagnosis, treatment.
10. Patella fractures - fracture options and mechanism of injury, clinical picture, diagnosis, treatment methods.
11. Fractures of the tibial condyles, diagnosis, treatment.
12. Damage to the menisci and ligamentous apparatus - clinic, diagnosis, treatment.
13. Damage to the soft tissues of the lower leg (muscles, Achilles tendon, nerves, blood vessels). Clinic, diagnostics, treatment.
14. Fractures of the shin bones - the mechanism of injury, Clinical picture, diagnosis, conservative and surgical treatment.
15. Ankle ligament tears. Differential diagnosis, treatment.
16. Fractures of the ankles. Classification, diagnosis, conservative and surgical treatment.
17. Fractures of Desto, Dupuytren. Diagnostics and treatment.
18. Fracture of the talus, diagnosis, treatment.
19. Dislocation of the foot. Types, diagnosis, treatment.
20. Calcaneus fracture. Damage mechanism, diagnosis, treatment.
21. Fractures of the metatarsal bones and phalanges of the fingers.
22. Sprained toes.
23. Modern apparatus methods of rehabilitation.
24. Orthoses and prostheses for injuries of the lower limb.

Ministry of Science and Higher Education of the Russian Federation	The Form	
F-Work program of the discipline		

25. Orthopedic products used in the rehabilitation process.
26. Physiotherapy, massage, exercise therapy.

Questions on the topic of the lesson for independent work:

1. The mechanism of injury causing a hip fracture of various localization.
2. Absolute and relative signs of hip fractures.
3. The volume of anti-shock measures in case of hip shaft fracture.
4. Rules and technique of transport immobilization for hip fractures.
5. Features of the treatment of skeletal traction of hip fractures in the upper third, middle and lower third.
6. Features of the management of patients on an outpatient basis.
7. Diagnostik and injury, hemarthrosis of the knee joint, dislocation of the patella and tibia.
8. Diagnostics and damaged meniscus and ligament of a knee joint.
9. Rules for providing emergency care for injuries of the knee joint.

Lesson plan:

1. Introductory speech of the teacher - 30 min
2. Questioning students on the topic - 60 min
3. Patient supervision - 30 min
4. Analysis of patients in the clinic - 60 min
5. Independent work of students - 60 min
6. Teacher's resume, answers to questions and assignments for the next lesson - 30 min


Control form: questions, test control, situational tasks.

Topic 5. Chest damage.

Form of conduct - practical lesson

Questions on the topic of the lesson:

1. Classification of chest injuries.
2. Clinic, diagnosis and treatment.
3. Principles of treatment for “fenestrated” rib fractures.
4. Hemopneumothorax. Clinic, diagnosis and treatment.
5. Sternum fractures. Clinic, diagnostics, treatment.
6. Damage to the scapula. Classification, diagnosis, treatment.
7. Fractures and dislocations of the clavicle. Diagnostics, treatment. Reposition and immobilization technique.
8. Technique of novocaine blockade for rib fractures.
9. Technique of pleural puncture, Bullau drainage.
10. Treatment of complications of rib fractures.
11. Modern methods of rehabilitation for damage to the rib cage.
12. Corset therapy.
13. Physiotherapy, massage, exercise therapy.

Ministry of Science and Higher Education of the Russian Federation	The Form	
F-Work program of the discipline		

Questions on the topic of the lesson for independent work:

1. The mechanism of injury and classification of fractures of the ribs, sternum, clavicle, scapula.
2. The main clinical and radiological signs of fractures of the chest bones.
3. Indications and typical methods of conservative treatment of chest fractures.
4. Timing of rib and sternum fractures.
5. Recovery time for chest injuries.

Lesson plan:

1. Introductory speech of the teacher - 30 min
2. Questioning students on the topic - 60 min
3. Patient supervision - 30 min
4. Analysis of patients in the clinic - 60 min
5. Independent work of students - 60 min
6. Teacher's resume, answers to questions and assignments for the next lesson- 30 min


Control form: questions, test control, situational tasks.

Topic 6. Fractures of the bones of the pelvis and spine.

Form of conduct - practical lesson

Questions on the topic of the lesson:

1. Classification of pelvic injuries, the mechanism of various types of damage.
2. The clinical picture of pelvic fractures and their diagnosis.
3. First and first aid for pelvic fractures (amount of help).
4. Malgenna type fractures, principles of treatment.
5. Conservative and surgical methods of treating patients with various types of pelvic fractures.
6. Terms of inpatient and outpatient treatment for pelvic fractures.
7. Classification of spinal injuries.
8. Characterization of stable and unstable spinal injuries.
9. Isolated injuries of the supraspinous and interspinous ligaments, fractures of the transverse processes, arches, articular processes - the mechanism of damage, diagnosis, methods of treatment.
10. Fractures of the vertebral body - the mechanism of injury, typical localization of injuries, principles of diagnosis.
11. Methods for the treatment of uncomplicated vertebral body fractures.
12. Hundred biliziruyuschie surgery on the spine.
13. Diagnosis of complicated spinal injuries.
14. Types of novocaine blockades, according to Shnek, Shkolnikov-Selivanov-Tsodyks.
15. Modern apparatus methods of rehabilitation.

Ministry of Science and Higher Education of the Russian Federation	The Form	
F-Work program of the discipline		

16. Orthopedic products used in the rehabilitation process.
17. Corset therapy.
18. Physiotherapy, massage, exercise therapy.

Questions on the topic of the lesson for independent work:

1. Methods of anesthesia for fractures of vertebral bodies, transverse, spinous processes.
2. The most common methods of treating uncomplicated fractures of the vertebral bodies, transverse, spinous processes and injuries of the ligamentous apparatus of the spine.
3. Modern principles of orthopedic treatment of complicated spinal fractures.
4. Prevention measures for the development of pressure ulcers and contractures in patients with complicated spinal fractures.
5. Ways of social and professional rehabilitation of patients with complicated spinal injuries.
6. Features of the treatment of patients with uncomplicated spinal fractures on an outpatient basis.
7. Mechanism of injury causing pelvic fractures.
8. Emergency medical care for pelvic fractures.
9. The volume of anti-shock measures for fractures of the pelvic bones at the stages of medical care.
10. Principles of differential diagnosis of cavity bleeding and retroperitoneal hematoma.
11. Signs of damage to the bladder and genitourinary system.
12. Features of injuries of the pelvic joints in pathology of childbirth.
13. The main methods of treatment for typical fractures of the pelvic bones.
14. Complications after fractures of the pelvic bones and methods of their prevention.

Lesson plan:

1. Introductory speech of the teacher - 30 min
2. Questioning students on the topic - 60 min
3. Patient supervision - 30 min
4. Analysis of patients in the clinic - 60 min
5. Independent work of students - 60 min
6. Teacher's resume, answers to questions and assignments for the next lesson - 30 min


Control form: questions, test control, situational tasks.

Topic 7. Multiple and combined injuries. Traumatic illness.

Form of conduct - practical lesson

Questions on the topic of the lesson:

1. Definition of the concept of "polytrauma".
2. Classification: multiple, combined and combined injuries, their characteristics.
3. Clinical features of polytrauma.

Ministry of Science and Higher Education of the Russian Federation	The Form	
F-Work program of the discipline		

4. The choice of methods of anti-shock therapy in patients with polytrauma.
5. The principles of complex therapy in patients with polytrauma.
6. Characteristics of the treatment period of patients with polytrauma and its tasks.
7. Features of diagnosis, treatment of multiple and concomitant trauma.
8. Traumatic illness.
9. Basic principles of rehabilitation treatment for severe concomitant injury.

Questions on the topic of the lesson for independent work :

1. Possibilities and scope of emergency medical care at the prehospital stage of treatment (at the scene, in an ambulance car).
2. The nature and sequence of anti-shock therapy in patients with polytrauma.
3. Features of rendering assistance at the hospital stage of treatment.
4. Concepts and principles of traumatic disease treatment.
5. Outcomes of polytrauma. Terms of restoration of working capacity in patients with polytrauma.
6. Issues of social, professional rehabilitation of patients who have undergone polytrauma.

Lesson plan:

1. Introductory speech of the teacher - 30 min
2. Questioning students on the topic - 60 min
3. Patient supervision - 30 min
4. Analysis of patients in the clinic - 60 min
5. Independent work of students - 60 min
6. Teacher's resume, answers to questions and tasks for next lesson - 30 min

Control form: questions, test control, situational tasks.


Section 3. Orthopedics

Topic 8. Orthopedics. Congenital deformities of the osteoarticular apparatus. Spinal deformities.

Form of conduct - practical lesson

Questions on the topic of the lesson:

1. Indications for amputation. Legal aspects.
2. Indications for disarticulation.
3. Features of amputation of the upper and lower limbs.
4. Methods of amputation and indications for them.
5. Osteoplastic amputations according to Pirogov.
6. Osteoplastic amputations according to Gritti-Shimanovsky.
7. Guillotine amputation.
8. Vicious stump. Reamputation, Indications.

Ministry of Science and Higher Education of the Russian Federation	The Form	
F-Work program of the discipline		


9. Features of prosthetics of the upper and lower extremities.
10. Express prosthetics. Concept.
11. Types of prostheses and devices.
12. Symptoms of a congenital hip dislocation in a newborn. Treatment.
13. Symptoms of congenital hip dislocation in children over a year old. Treatment in children under 2 years of age.
14. Indications and methods of conservative and surgical treatment of congenital hip dislocation.
15. Symptom Trandelenburg, Shemakher lines, Roser-Nelaton, Shenton, Briand's triangle.
16. Congenital clubfoot, etiology, clinical picture, diagnosis and treatment
17. Symptoms of muscle torticollis.
18. Conservative and surgical treatment of torticollis.
19. Syndactyly, treatment. Polydactyly.
20. Pterygoid scapula. Treatment.
21. Madelung's disease. Treatment.
22. Arthrogryposis. Clinic, diagnosis and treatment.
23. Definition of the terms "posture", "lordosis", "kyphosis", "scoliosis".
24. Posture types, posture defects.
25. The principles of diagnosis and treatment of posture disorders.
26. Etiology and pathogenesis of scoliotic disease.
27. Classification of scoliosis. Clinic.
28. Basic principles of early recognition of scoliosis (preventive examinations, dynamic observation of children of preschool and school age).
29. Prevention, conservative and surgical methods of scoliosis treatment.
30. Rehabilitation of patients with diseases of the spine.
31. Modern apparatus methods of rehabilitation in congenital pathology.
32. Orthopedic products used in the rehabilitation process.
33. Corset therapy.
34. Physiotherapy, massage, exercise therapy.

Questions on the topic of the lesson for independent work:

1. Express prosthetics, its advantages and indications for carrying out.
2. The procedure for referring patients to prosthetic and orthopedic enterprises.
3. Clinic for congenital hip dislocation.
4. Treatment of congenital hip dislocation.
5. Methods of surgical treatment of congenital hip dislocation.
6. Clinic and treatment of congenital torticollis.
7. Diagnosis and treatment of syndactyly.
8. Clinic and treatment of the pterygoid scapula.
9. Clinic and treatment of Madelung's disease.
10. Scoliosis classification.
11. Scoliosis treatment.
12. Principles, diagnosis and treatment of posture disorders.

Lesson plan:

1. Introductory speech of the teacher - 30 min

Ministry of Science and Higher Education of the Russian Federation	The Form	
F-Work program of the discipline		

2. Questioning students on the topic - 60 min
3. Patient supervision - 30 min
4. Analysis of patients in the clinic - 60 min
5. Independent work of students - 60 min
6. Teacher's resume, answers to questions and assignments for the next Lesson - 30 min

Control form: questions, test control, situational tasks.

Topic 9. Osteochondropathy. Systemic diseases and skeletal deformities. Deforming osteoarthritis. Osteocondritis of the spine.


Form of conduct - practical lesson

Questions on the topic of the lesson:

1. Etiology and pathogenesis of osteochondropathy.
2. The course and their clinical manifestation of osteochondropathy.
3. Osteochondropathy of the femoral head (Perthes disease), diagnosis and treatment methods.
4. Osteochondropathy of the tibial tuberosity (Osgood-Schlatter disease), diagnosis and treatment methods.
5. Osteochondropathy of the scaphoid bone of the foot and heads II - III of the metatarsal bones of the foot (Keller I and Keller II disease), diagnosis and treatment methods.
6. Osteochondropathy of the vertebral bodies apophyses (Scheuermann-Mau disease), diagnosis and treatment methods.
7. Osteochondropathy of the vertebral bodies (Calvet disease), diagnosis and treatment methods.
8. Rheumatoid arthritis. Pathogenesis, clinical picture, diagnosis and treatment.
9. Deforming arthrosis, etiopathogenesis, clinical picture, diagnosis and treatment depending on the stages of the process and the nature of the changes.
10. Indications and contraindications for surgical treatment.
11. Endoprosthetics of joints for arthrosis.
12. Etiopathogenesis of spinal osteochondrosis.
13. Stages of osteochondrosis, clinical picture and diagnosis of the process of various localization.
14. Indications for conservative and surgical methods of treating osteochondrosis.
15. Etiopathogenesis of arthrogrippus and bone formation imperfecta, clinical picture, diagnosis and treatment methods.
16. Modern apparatus methods of rehabilitation for systemic diseases of the skeleton.
17. Orthopedic products used in the rehabilitation process.
18. Physiotherapy, massage, exercise therapy.

Questions on the topic of the lesson for independent work:

1. Diagnostics and treatment guidelines osteochondropathies foot bones.
2. Congenital th brittle bones, clinic, diagnostics.
3. Modern th classification I have osteoarthritis.
4. Principles of treatment of osteoarthritis of typical localization.

Ministry of Science and Higher Education of the Russian Federation	The Form	
F-Work program of the discipline		

5. Types of surgical interventions for deforming arthrosis.
6. Principles of outpatient arthrosis treatment.
7. Classification of degenerative diseases of the spine.
8. Typical clinical manifestations of spinal osteochondrosis.
9. Principles of orthopedic treatment of spinal osteochondrosis.
10. Indications for surgical and conservative methods of treating osteochondrosis.
11. The main methods of surgical treatment of osteochondrosis.

Lesson plan:

1. Introductory speech of the teacher - 30 min
2. Questioning students on the topic - 60 min
3. Patient supervision - 30 min
4. Analysis of patients in the clinic - 60 min
5. Independent work of students - 60 min
6. Teacher's resume, answers to questions and assignments for the next lesson- 30 min


Control form: questions, test control, situational tasks.

Topic 10. Bone tumors. Diseases and deformities of the feet. Spasmodic and flaccid paralysis.

Form of conduct - practical lesson

Questions on the topic of the lesson:

1. Classification of tumors.
2. Primary benign tumors of cartilaginous and bone origin.
3. Clinical and radiological features of tumors.
4. Methods for the treatment of benign tumors.
5. Primary malignant tumors hrya schevogo and bone origin.
6. Clinical and radiological methods for the diagnosis of malignant tumors.
7. Methods for the treatment of malignant tumors.
8. Secondary malignant tumors.
9. Blade and treatment of secondary tumors.
10. Etiology, pathogenesis of static foot deformities.
11. Classification of foot deformities.
12. Etiology and pathogenesis of about longitudinal and transverse flat foot and ploskovalgusnoy.
13. Clinic and methods for detecting foot deformities.
14. Methods for treating flattening of the arches of the feet.
15. Deviation of the big toe outward, etiology and pathogenesis.
16. Methods of treatment of a large deviation Pal tsa outwards.
17. Hammer toes. The reasons for the development.
18. Clinical symptoms of hammer toes. Treatment principles.
19. Classification of cerebral palsy.
20. Clinical forms of the disease.
21. Etiology and pathogenesis of cerebral palsy.
22. Orthopedic treatments cerebrates GOVERNMENTAL paralysis.
23. Clinical characteristics of flaccid paralysis (poliomyelitis).
24. Methods of conservative orthopedic treatment of flaccid paralysis.

Ministry of Science and Higher Education of the Russian Federation	The Form	
F-Work program of the discipline		

25. Indications, principles of surgical treatment of flaccid paralysis.
26. The main types of operations for flaccid paralysis.
27. Rehabilitation measures for flaccid paralysis.

Questions on the topic of the lesson for independent work:

1. Clinical and radiological features of tumors.
2. Methods for the treatment of benign tumors.
3. Methods for the treatment of malignant tumors.
4. The etiology of and pathogenesis of static foot deformities.
5. Methods for diagnosing moan deformities.
6. Principles of conservative and surgical treatment of foot deformities.
7. Prevention of acquired foot deformities.
8. Etiology and pathogenesis of cerebral palsy.
9. Orthopedic methods for the treatment of cerebral palsy in children.
10. Clinical characteristics of poliomyelitis.
11. The main types of operations for flaccid paralysis.

Lesson plan:

1. Introductory speech of the teacher - 30 min
2. Questioning students on the topic - 60 min
3. Patient supervision - 30 min
4. Analysis of patients in the clinic - 60 min
5. Independent work of students - 60 min
6. Teacher's resume, answers to questions and assignments for the next lesson- 30 min

Control form: questions, test control, situational tasks.


Section 4. Rehabilitation and medical examination issues

Topic 11. Rehabilitation of patients with injuries and diseases of ODA

Form of conduct - practical lesson

Questions on the topic of the lesson:

1. Organization of outpatient care for patients with injuries and orthopedic diseases
2. Organization of work of the trauma center.
3. Structural and functional units of the trauma center, consultative and diagnostic center.
4. Features of the treatment of injuries of the musculoskeletal system on an outpatient basis.
5. Variants of therapeutic immobilization of the limbs and spine in outpatient treatment.
6. Possible terms of outpatient treatment of patients with injuries of the musculoskeletal system.
7. Indications for changing the plaster cast.
8. Differential diagnosis of typical orthopedic diseases on an outpatient basis.

Ministry of Science and Higher Education of the Russian Federation	The Form	
F-Work program of the discipline		

9. Indications for outpatient and inpatient treatment of patients with orthopedic diseases.
10. Principles of outpatient treatment for typical orthopedic diseases.
11. Modern apparatus methods of rehabilitation.
12. Orthopedic products used in the rehabilitation process.
13. Corset therapy.
14. Physiotherapy, massage, exercise therapy.
15. Mechanotherapy.

Questions on the topic of the lesson for independent work:

1. The principles of organizing outpatient care for traumatological and orthopedic patients.
2. The structure, functional subdivisions of the trauma center, consultative and diagnostic center.
3. Principles of differential diagnosis of orthopedic diseases and the consequences of trauma.
4. Possible terms of outpatient treatment of patients with orthopedic diseases and the consequences of trauma.
5. Indications for inpatient treatment of patients.

Lesson plan:

1. Introductory speech of the teacher - 30 min
2. Questioning students on the topic - 60 min
3. Patient supervision - 30 min
4. Analysis of patients in the clinic - 60 min
5. Independent work of students - 60 min
6. Teacher's resume, answers to questions and assignments for the next lesson- 30 min

Control form: questions, test control, situational tasks.

Topic 12. Medical clearance issues


Form of conduct - practical lesson

Questions on the topic of the lesson:

1. Criteria for determining the work capacity for typical orthopedic diseases and the consequences of trauma.
2. The procedure for referral to VTEK.
3. Sanatorium treatment of patients with orthopedic diseases and the consequences of trauma.
4. Principles of professional, social and medical rehabilitation of patients.

Questions on the topic of the lesson for independent work:

1. Working capacity criteria, the procedure for referring patients to VTEK.

Ministry of Science and Higher Education of the Russian Federation	The Form	
F-Work program of the discipline		

2. Features of medical and labor expertise for injuries and diseases of the musculoskeletal system.
3. Principles of spa treatments and the best options for its use in the ortho n EDO - trauma patients.

Lesson plan:

1. Introductory speech of the teacher - 30 min
2. Questioning students on the topic - 60 min
3. Patient supervision - 30 min
4. Analysis of patients in the clinic - 60 min
5. Independent work of students - 60 min
6. Teacher's resume, answers to questions and assignments for the next lesson - 30 min


Control form: questions, test control, situational tasks.

7. LABORATORY WORKS, PRACTICE

This type of work is not provided for by the UP.

8. ABSTRACT TOPICS

1. Modern research methods in traumatology and orthopedics.
2. Traumatic shock. Etiology. Pathogenesis. Treatment.
3. Hip dislocations: classification, clinical picture, diagnosis, treatment.
4. Dislocations of the shoulder: classification, clinical presentation, diagnosis and treatment.
5. Dislocations of the forearm: classification, clinical picture, diagnosis and treatment.
6. Clavicle fractures. Clinic, diagnosis and treatment.
7. Fractures of the humerus. Clinic, diagnosis and treatment.
8. Fractures of the bones of the forearm. Clinic, diagnosis and treatment.
9. Fractures of the femoral neck. Clinic, diagnosis and treatment.
10. Modern methods of treatment of elderly and senile people.
11. Trochanteric fractures of the femur. Clinic, diagnosis and treatment.
12. Fractures of the femoral shaft. Clinic, diagnosis and treatment.
13. Fractures of the distal femur. Clinic, diagnosis and treatment.
14. Fractures of the proximal tibia. Clinic, diagnosis and treatment.
15. Diaphyseal fractures of the leg bones. Clinic, diagnostics, treatment
16. Fractures of the distal leg bones. Clinic, diagnostics, treatment.
17. Fractures of the talus. Clinic, diagnosis and treatment.
18. Calcaneus fractures. Clinic, diagnosis and treatment.
19. Modern classification of spinal injuries.
20. Conservative and surgical methods for treating spinal fractures.
21. Fractures of the pelvic bones. Classification, clinic, diagnostic methods.
22. Fractures of the pelvic bones. Modern methods of surgical treatment.
23. Concomitant injury. Classification. Principles of the pre-hospital stage of medical care.
24. Concomitant injury. The principles of the hospital stage of medical care.
25. Prolonged Compression Syndrome. Etiology. Clinic. Principles of medical care.
26. Thermal burns. Modern methods of treatment.
27. Modern methods of surgical treatment of patients with limb fractures.

Ministry of Science and Higher Education of the Russian Federation	The Form	
F-Work program of the discipline		


28. Blocked intramedullary osteosynthesis.
29. Open fractures of the bones of the limbs. Classification. Basic principles of treatment.
30. Gabriel Abramovich Ilizarov. The place of transosseous compression-distraction osteosynthesis in modern traumatology and orthopedics
31. Rheumatoid and other arthritis. Clinic, diagnosis and treatment.
32. Posture disorders. Classification. The clinical picture. Diagnostics, treatment.
33. Scoliotic disease. Classification. Clinic, diagnostics. Treatment.
34. Spondylolisthesis. Clinic. Diagnostics. Treatment.
35. Deformations of the skeleton with rickets. Clinic, diagnosis and treatment.
36. Bechterew's disease. Clinic, diagnosis and treatment.
37. Benign bone tumors. Organ-preserving treatment methods.
38. Congenital torticollis. Clinic, diagnosis and treatment.
39. Congenital dislocation of the hip. Clinic, diagnosis and treatment.
40. Congenital clubfoot. Classification, clinic, diagnosis and treatment.
41. Madelung's disease. Etiology, clinical picture, diagnosis and treatment.
42. Radiation clubhand. Etiology, clinic, diagnosis and treatment.
43. Syndactyly. Classification. Surgical treatment methods.
44. Osteochondropathy. Etiology, classification, diagnosis, treatment principles.
45. Osteochondropathy of the femoral head. Etiology. Stages. Treatment.
46. Osteochondropathy of the foot bones. Classification. Clinic. Treatment.
47. Deforming gonarthrosis. Clinic, diagnosis and treatment.
48. Deforming coxarthrosis. Clinic, diagnosis and treatment.
49. Deforming crusarthrosis. Clinic, diagnosis and treatment.
50. Deforming arthrosis of the shoulder joint. Clinic, diagnostics, treatment.
51. Cerebral palsy. Orthopedic aspects of diagnosis and treatment.
52. Flat feet. The clinical picture. Diagnostics and treatment.
53. Endoprosthetics of large joints. Indications. Possible complications.
54. Surgical site infections. Clinic, diagnostics, treatment.
55. Chronic osteomyelitis. Clinic, diagnosis and treatment.

Abstract design


The text of the abstract should be typed with 1.5 spacing, 14 point size, Times New Roman font, on one side of standard A4 sheets of white paper, all margins - 2.5 cm, indentation (red line) - 1.27. The volume of the abstract including tables, illustrations, bibliography is 20 - 25 pages. Language - Russian.

9. LIST OF QUESTIONS FOR THE EXAM


1. Transport immobilization for humerus fractures with standard and improvised splints
2. Transport immobilization for femoral fractures using standard and improvised splints
3. Immobilization of the cervical spine in case of injuries and diseases
4. Corset therapy for injuries and diseases of the thoracolumbar spine
5. Chenot-type corset for the treatment of scoliotic disease in childhood and adolescence
6. Principles of prescribing devices to facilitate walking in case of injuries and diseases of the musculoskeletal system

Ministry of Science and Higher Education of the Russian Federation	The Form	
F-Work program of the discipline		

7. Principles of prescribing anti-decubitus systems for patients with forced prolonged bed rest
8. Orthoses for injuries and diseases of the hip joint in adults
9. Orthoses for injuries and diseases of the knee joint in adults
10. Orthoses for injuries and diseases of the ankle joint in adults
11. Methods of examination of traumatological and orthopedic patients.
12. Instrumental diagnostic methods in traumatology and orthopedics of the adult population
13. Instrumental diagnostic methods in traumatology and orthopedics of children and adolescents
14. Clinical, laboratory and instrumental diagnostics for injuries of the upper limb
15. Clinical, laboratory and instrumental diagnostics for injuries of the lower limb
16. Clinical, laboratory and instrumental diagnostics for fractures of the pelvic bones and injuries of the pelvic organs
17. Clinical and instrumental diagnostics for diseases and injuries of the spine
18. Diagnostic principles for congenital pathology of the musculoskeletal system
19. General issues of diagnostics for tumors and tumor-like formations of the musculoskeletal system
20. Clinical, laboratory and instrumental diagnostics for acquired pathology of the musculoskeletal system
21. Fixation method of treatment. Indications, types of plaster casts.
22. Extension method of treatment. Types of indications. Spoke locations. Possible complications.
23. Intramedullary osteosynthesis. Indications and tools for its execution.
24. Extra bone osteosynthesis. Indications and tools for its execution.
25. External fixation devices. Types and their place in the treatment of injuries and diseases of the musculoskeletal system
26. Intramedullary osteosynthesis in the treatment of diaphyseal fractures of the long bones of the lower extremities
27. Endoprosthetics of large joints. Indications, contraindications. Early and late complications.
28. Pre-hospital stage of medical care for pelvic fractures
29. Tactics for fractures of the proximal humerus in adults.
30. Tactics for fractures of the proximal femur in old and senile age
31. Tactics at the prehospital stage of medical care for combined trauma
32. Congenital dislocation of the hip. Methods of conservative and surgical treatment
33. Congenital clubfoot. Methods of conservative and surgical treatment
34. Congenital torticollis. Methods of conservative and surgical treatment
35. Syndactyly and polydactyly. Clinic, diagnostics and surgical treatment.
36. Scoliotic disease. Etiopathogenesis. Methods of conservative and surgical treatment
37. Spastic paralysis. Etiopathogenesis. Orthopedic component of treatment.
38. Flaccid paralysis. Etiopathogenesis. Orthopedic treatment methods.
39. Diseases and deformities of the feet. Methods of conservative and surgical treatment
40. Degenerative-dystrophic diseases of the musculoskeletal system. Methods of conservative and surgical treatment
41. Acquired deformities of the musculoskeletal system. Methods of conservative and surgical treatment
42. Arthrosis. Etiopathogenesis. Methods of conservative and surgical treatment

Ministry of Science and Higher Education of the Russian Federation	The Form	
F-Work program of the discipline		

43. Bone tumors. Methods of conservative and surgical treatment
44. Cartilage tumors. Methods of conservative and surgical treatment
45. Fibrous osteodysplasia. Methods of conservative and surgical treatment
46. Arthrogryposis . Etiopathogenesis. Methods of conservative and surgical treatment
47. Osteocondritis of the spine. Etiopathogenesis. Methods of conservative and surgical treatment
48. Static deformations of the skeleton, their characteristics Clinic, diagnosis and treatment methods.
49. Madelung's disease. Etiopathogenesis. Methods of conservative and surgical treatment
50. Rheumatoid arthritis. Etiopathogenesis. Methods of conservative and surgical treatment
51. Osteochondropathy. Etiopathogenesis. Clinic, diagnosis and treatment.
52. Osteochondropathy of the femoral head. Clinic, diagnostics and treatment methods.
53. Koenig's disease. Clinic. Methods of conservative and surgical treatment
54. Osteochondropathy of the foot bones. Clinic, diagnostics. Methods of conservative and surgical treatment.
55. Fractures of the femoral shaft. Transport immobilization. Conservative and surgical treatment.
56. Fractures of the femoral neck. Clinic. Methods of conservative and surgical treatment
57. Knee injury. Clinic, diagnostics. Methods of conservative and surgical treatment.
58. Diaphyseal fractures of the leg bones. Methods of conservative and surgical treatment
59. Ankle injury. Fracture- dislocation of the ankle. Methods of conservative and surgical treatment.
60. Damage to the bones of the foot Clinic, diagnostics. Methods of conservative and surgical treatment
61. Fractures of the clavicle, scapula. Clinic, diagnostics. Methods of conservative and surgical treatment
62. Fractures of the humerus. Clinic, diagnostics Methods of conservative and surgical treatment
63. Fractures of the bones of the elbow joint Clinical picture, diagnosis. Methods of conservative and surgical treatment
64. Fractures of the bones of the forearm. Clinic, diagnostics. Methods of conservative and surgical treatment.
65. Damage to the hand. Clinic, diagnostics. Methods of conservative and surgical treatment.
66. Fractures of the pelvic bones. Clinic, diagnostics. Methods of conservative and surgical treatment.
67. Spinal injury Clinical picture, diagnostics. Methods of conservative and surgical treatment
68. Traumatic dislocations. Symptoms, diagnostics. Methods of conservative and surgical treatment.
69. Dislocation of the shoulder Classification. Clinic, diagnostics. Methods of conservative and surgical treatment
70. Traumatic illness. Periods. Tactics of conservative and surgical treatment

Ministry of Science and Higher Education of the Russian Federation	The Form	
F-Work program of the discipline		

71. Chest injury. Hemo- and pneumothorax. Clinic, diagnostics Methods of conservative and surgical treatment .
72. Bleeding. Classification, diagnostics. Ways to temporarily stop bleeding
73. Wound infection. Types of wound infection, its prevention at the stages of medical evacuation.
74. Anaerobic infection. Clinic, diagnostics and treatment at the stages of medical evacuation.
75. Tetanus. Etiopathogenesis. Clinic, diagnostics and treatment at the stages of medical evacuation.


10. INDEPENDENT WORK OF STUDENTS

The content, requirements, conditions and procedure for organizing independent work of students, taking into account the form of training, are determined in accordance with the "Regulations on the organization of independent work of students", approved by the Academic Council of UISU (protocol No. 8/268 of 03/26/2019).


For each form of study: full-time / part-time / part-time, a separate table is filled in.

Full-time form of education

Title of sections and topics	Type of independent work (study of educational material, problem solving, essay, report, test work, preparation for passing the test, exam, etc.)	Volume in hours	form of control (checking the solution of problems, abstract, etc.)
Section 1. General questions of traumatology, orthopedics			
Topic 1. Introduction to travmatology, orthopedics. Research methods	study of educational material, problem solving, essay	1	checking the solution of problems, abstract
Subject 2. M Methods for treatment in traumatology, orthopedics	study of educational material, problem solving, essay	1	checking the solution of problems, abstract
Section 2. Traumatology			
Topic 3. Injuries to the upper limb	study of educational material, problem solving, essay	6	checking the solution of problems, abstract
Topic 4. Lower limb injuries	study of educational material, problem solving, essay	6	checking the solution of problems, abstract
Topic 5. Injuries to the chest	study of educational material, problem solving, essay	6	checking the solution of problems, abstract

Ministry of Science and Higher Education of the Russian Federation	The Form	
F-Work program of the discipline		

Topic 6. Fractures of the pelvis and spine bones	study of educational material, problem solving, essay	4	checking the solution of problems, abstract
Topic 7. Multiple and combined injuries. Traumatic illness	study of educational material, problem solving, essay	4	checking the solution of problems, abstract
Section 3. Orthopedics			
Topic 8. Congenital deformities of the osteoarticular apparatus. Spinal deformities	study of educational material, problem solving, essay	6	checking the solution of problems, abstract
Topic 9. Osteochondropathy. Systemic diseases and skeletal deformities. Deforming osteoarthritis. Osteocondritis of the spine	study of educational material, problem solving, essay	6	checking the solution of problems, abstract
Topic 10. Bone tumors. Diseases and deformities of the feet. Spastic and flaccid paralysis	study of educational material, problem solving, essay	6	checking the solution of problems, abstract
Section 4. Issues of rehabilitation and medical examination			
Topic 11. Rehabilitation of patients with injuries and diseases of ODA	study of educational material, problem solving, essay	4	checking the solution of problems, abstract
Topic 12. Questions of medical examination	study of educational material, problem solving, essay	4	checking the solution of problems, abstract

Ministry of Science and Higher Education of the Russian Federation	The Form	
F-Work program of the discipline		

11. УЧЕБНО-МЕТОДИЧЕСКОЕ И ИНФОРМАЦИОННОЕ ОБЕСПЕЧЕНИЕ ДИСЦИПЛИНЫ

а) список рекомендуемой литературы

основная


1. Травматология и ортопедия: учебник / Корнилов Н.В. [и др.] - М. : ГЭОТАР-Медиа, 2018. - ISBN 978-5-9704-4436-8 - Текст: электронный // ЭБС "Консультант студента": [сайт]. - URL: <https://www.studentlibrary.ru/book/ISBN9785970444368.html>
2. Коломиец, А. А. Травматология и ортопедия: учебное пособие для вузов / А. А. Коломиец, Е. А. Распопова. — 2-е изд., перераб. и доп. — Москва: Издательство Юрайт, 2019. — 236 с. — (Высшее образование). — ISBN 978-5-534-11203-0. — Текст: электронный // ЭБС Юрайт [сайт]. — URL: <https://urait.ru/bcode/444725>
3. Котельников Г.П., Травматология и ортопедия: учебник / Котельников Г.П., Миронов С.П., Мирошниченко В.Ф. - М.: ГЭОТАР-Медиа, 2009. - 400 с. - ISBN 978-5-9704-1376-0 - Текст: электронный // ЭБС "Консультант студента": [сайт]. - URL: <https://www.studentlibrary.ru/book/ISBN9785970413760.html>

дополнительная

1. Жидкова, О. И. Травматология и ортопедия: учебное пособие / О. И. Жидкова. — 2-е изд. — Саратов: Научная книга, 2019. — 158 с. — ISBN 978-5-9758-1794-5. — Текст: электронный // Электронно-библиотечная система IPR BOOKS: [сайт]. — URL: <http://www.iprbookshop.ru/80994.html>
2. Белокрылов, Н. М. Лечебная физическая культура в ортопедии и травматологии: учебник / Н. М. Белокрылов. — Пермь: Пермский государственный гуманитарно-педагогический университет, 2015. — 123 с. — ISBN 2227-8397. — Текст: электронный // Электронно-библиотечная система IPR BOOKS: [сайт]. — URL: <http://www.iprbookshop.ru/70632.html>
3. Полный справочник травматолога / О. В. Ананьева, Д. А. Бондаренко, В. В. Градович [и др.]. — Саратов: Научная книга, 2019. — 734 с. — ISBN 978-5-9758-1840-9. — Текст: электронный // Электронно-библиотечная система IPR BOOKS: [сайт]. — URL: <http://www.iprbookshop.ru/80217.html>
4. Егиазаряна К.А., Травматология и ортопедия: учебник / под ред. К. А. Егиазаряна, И. В. Сиротина - М.: ГЭОТАР-Медиа, 2018. - 576 с. - ISBN 978-5-9704-4804-5 - Текст: электронный // ЭБС "Консультант студента": [сайт]. - URL: <https://www.studentlibrary.ru/book/ISBN9785970448045.html>


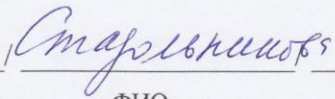
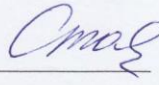
учебно-методическая

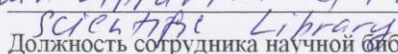
1. Опухоли и опухолевидные образования опорно-двигательного аппарата: учеб. - метод. пособие / Г. А. Шевалаев, С. И. Подусов, Б. К. Волгаев, О. И. Сорокин; УлГУ, ИМЭиФК. - Ульяновск: УлГУ, 2014. - Имеется печ. аналог. - Электрон. текстовые дан. (1 файл: 8,21 Мб). - Текст: электронный. - <http://lib.ulsu.ru/MegaPro/Download/MObject/105>

Ministry of Science and Higher Education of the Russian Federation	The Form	
F-Work program of the discipline		

2. Сколиотическая болезнь [Электронный ресурс]: электрон. учеб. курс: учеб. -метод. пособие для мед. вузов / Шевалаев Геннадий Алексеевич, И. М. Ефремов, Д. Б. Камалов. - Ульяновск: УлГУ, 2016. - <http://edu.ulsu.ru/courses/806/interface/>
3. Сочетание переломов костей с повреждением внутренних органов у детей [Электронный ресурс]: электрон. учеб. курс для студентов 4-6 курсов мед. вузов / В. И. Мидленко, Г. А. Шевалаев, С. И. Филиппова; УлГУ. - Ульяновск: УлГУ, 2018. - <http://edu.ulsu.ru/courses/892/interface/>
4. Shevalaev G. A.
Instructional guidelines for independent work of students on the course "Traumatology, orthopedics" the specialty 31.05.01 General medicine / G. A. Shevalaev; Ulyanovsk State University. - Ulyanovsk : UISU, 2019. - Загл. с экрана; На англ. яз.; Неопубликованный ресурс. - Электрон. текстовые дан. (1 файл : 302 КБ). - Текст : электронный. <http://lib.ulsu.ru/MegaPro/Download/MObject/7471>

Согласовано:



 Должность сотрудника научной библиотеки

ФИО

подпись

б) программное обеспечение

СПС Консультатн Плюс
 НЭБ РФ
 ЭБС IPR Books
 АИБС «МераПро»
 ОС Microsoft Windows
 «Мой офис Стандартный»

Ministry of Science and Higher Education of the Russian Federation	The Form	
F-Work program of the discipline		

6) профессиональные базы данных, информационно-справочные системы

1. Электронно-библиотечные системы:

1.1. **IPRbooks** [Электронный ресурс]: электронно-библиотечная система / группа компаний Ай Пи Эр Медиа. - Электрон, дан. - Саратов, [2019]. - Режим доступа: <http://www.iprbookshop.ru>.

1.2. **ЮРАЙТ** [Электронный ресурс]: электронно-библиотечная система / ООО Электронное издательство ЮРАЙТ. - Электрон, дан. - Москва, [2019]. - Режим доступа: <https://www.biblio-online.ru>.

1.3. **Консультант студента** [Электронный ресурс]: электронно-библиотечная система / ООО Политехресурс. - Электрон, дан. - Москва, [2019]. - Режим доступа: <http://www.studentlibrary.ru/pages/catalogue.html>.

1.4. **Лань** [Электронный ресурс]: электронно-библиотечная система / ООО ЭБС Лань. - Электрон, дан. - С.-Петербург, [2019]. - Режим доступа: <https://e.lanbook.com>.

1.5. **Znanium.com** [Электронный ресурс]: электронно-библиотечная система / ООО Знаниум. - Электрон, дан. - Москва, [2019]. - Режим доступа: <http://znanium.com>.

2. **Консультант Плюс** [Электронный ресурс]: справочная правовая система. /Компания «Консультант Плюс» - Электрон, дан. - Москва: Консультант Плюс, [2019].

1.

3. **База данных периодических изданий** [Электронный ресурс]: электронные журналы / ООО ИВИС. - Электрон, дан. - Москва, [2019]. - Режим доступа: <https://dlib.eastview.com/browse/udb/12>.

4. **Национальная электронная библиотека** [Электронный ресурс]: электронная библиотека. - Электрон, дан. - Москва, [2019]. - Режим доступа: <https://нэб.рф>.

5. **Электронная библиотека диссертаций РГБ** [Электронный ресурс]: электронная библиотека / ФГБУ РГБ. - Электрон, дан. - Москва, [2019]. - Режим доступа: <https://dvs.rsl.ru>.

6. Федеральные информационно-образовательные порталы:

6.1. Информационная система **Единое окно доступа к образовательным ресурсам**. Режим доступа: <http://window.edu.ru>

6.2. Федеральный портал **Российское образование**. Режим доступа: <http://www.edu.ru>

7. Образовательные ресурсы УлГУ:

7.1. Электронная библиотека УлГУ. Режим доступа : <http://lib.ulsu.ru/MegaPro/Web>

7.2. Образовательный портал УлГУ. Режим доступа : <http://edu.ulsu.ru>

Согласовано:

зам. нач УИТ / *Киселева А.В.* / *А.В.*

Должность сотрудника УИТ и Т ФИО подпись дата

12. MATERIAL AND TECHNICAL SUPPORT DISCIPLINES:

1. List of facilities needed to conduct classroom lessons on discipline.


1. Auditoriums with tables, chairs couch - 2.
2. An auditorium equipped with simulation equipment - a simulation center.
3. Human skeleton - 1.

2. List of equipment required for classroom training in the discipline.

1. Multimedia complex - 1.
2. Personal computer - 2.
- 3 Tables for different sections of the discipline.
4. Videos - 8.

3. Clinical bases

P / p No.	Discipline section name	Logistics of the discipline
1.	Traumatology, orthopedics of the adult population	<p><i>The clinical base</i> (GUZ "Ulyanovsk Regional Clinical Center for Specialized Types of Medical Aid") is equipped with the necessary tools and equipment for the implementation of outpatient, qualified and specialized traumatological and orthopedic care.</p> <p><i>Clinical base</i> (GOOSE "Ulyanovsk Central Clinical pain or CA ") equipped with the necessary tools and equipment carried Ia outpatient, skilled and specialized trauma and orthopedic care.</p>
2.	Pediatric Traumatology and Orthopedics	<p><i>The clinical base</i> (State Healthcare Institution "Children's Regional Clinical Hospital named after Yu. F. Goryachev") is equipped with the necessary tools and equipment for the implementation of outpatient, qualified and specialized traumatological and orthopedic care .</p>

Ministry of Science and Higher Education of the Russian Federation	The Form	
F-Work program of the discipline		


13. SPECIAL CONDITIONS FOR STUDENTS WITH DISABILITIES


If necessary, students from among persons with disabilities (at the request of the student) can be offered one of the following options for the perception of information, taking into account their individual psychophysical characteristics:

– for persons with visual impairments: in printed form in an enlarged font; in the form of an electronic document; in the form of an audio file (translation of educational materials into audio format); in printed form in Braille; individual consultations with the involvement of a tiflosurd interpreter; individual assignments and consultations;



– for persons with hearing impairments: in printed form; in the form of an electronic document; videos with subtitles; individual consultations with the involvement of a sign language interpreter; individual assignments and consultations;


– for persons with disabilities of the musculoskeletal system: in printed form; in the form of an electronic document; in the form of an audio file; individual assignments and consultations.

Разработчик		доцент, к.м.н. Шевалаев Г.А.
	подпись	должность
		ФИО

Ministry of Science and Higher Education of the Russian Federation	The Form	
F-Work program of the discipline		

**LIST OF CHANGES of
Educational plan of discipline: "Traumatology, orthopedics"**

№	Content of the change or a link to the attached text of the	Full name of the head of the Department developing the discipline	Signature	Date
1	Introduction of changes to item C) Professional databases, information and reference systems item 11 "Educational, methodological and information support of the discipline" with the design of Appendix 1	Midlenko V.I.		31.08.2020
2	Introduction of changes to item A) Recommended Literature item 11 "Educational, methodological and information support of the discipline" with the design of Appendix 2	Midlenko V.I.		31.08.2020

Ministry of Science and Higher Education of the Russian Federation	The Form	
F-Work program of the discipline		

Приложение 1

11. УЧЕБНО-МЕТОДИЧЕСКОЕ И ИНФОРМАЦИОННОЕ ОБЕСПЕЧЕНИЕ ДИСЦИПЛИНЫ

а) список рекомендуемой литературы

основная

1. Травматология и ортопедия: учебник / Корнилов Н.В. [и др.] - М. : ГЭОТАР-Медиа, 2018. - ISBN 978-5-9704-4436-8 - Текст: электронный // ЭБС "Консультант студента": [сайт]. - URL: <https://www.studentlibrary.ru/book/ISBN9785970444368.html>
2. Корнилов Н.В. Травматология и ортопедия: учебник /под ред. Н.В. Корнилова, А.К. Дулаева. – 4- е изд., перераб. и доп. – Москва: ГЭОТАР-Медиа, 2020. – 656 с. – ISBN 978-5-9704-5389-6. – Текст: электронный //ЭБС «Консультант студента» : [сайт]. – URL: <https://www.studentlibrary.ru/book/ISBN9785970453896.html>.
3. Котельников, Г. П. Лечение пациентов травматологического профиля: учебник / Г. П. Котельников, В. Ф. Мирошниченко, С. В. Ардаков - Москва: ГЭОТАР-Медиа, 2017. - 352 с. - ISBN 978-5-9704-4089-6. - Текст: электронный // ЭБС "Консультант студента" : [сайт]. - URL : <https://www.studentlibrary.ru/book/ISBN9785970440896.html>

дополнительная


1. Жидкова, О. И. Травматология и ортопедия: учебное пособие / О. И. Жидкова. — 2-е изд. — Саратов: Научная книга, 2019. — 158 с. — ISBN 978-5-9758-1794-5. — Текст: электронный // Электронно-библиотечная система IPR BOOKS: [сайт]. — URL: <http://www.iprbookshop.ru/80994.html>
2. Жила, Н. Г. Детская травматология / Н. Г. Жила, И. А. Комиссаров, В. И. Зорин - Москва : ГЭОТАР-Медиа, 2017. - 336 с. - ISBN 978-5-9704-4030-8. - Текст : электронный // ЭБС "Консультант студента" : [сайт]. - URL : <https://www.studentlibrary.ru/book/ISBN9785970440308.html>.
3. Егиазарян К.А., Травматология и ортопедия: учебник / под ред. К. А. Егиазаряна, И. В. Сиротина - М.: ГЭОТАР-Медиа, 2019. - 576 с. - ISBN 978-5-9704-4804-5 - Текст: электронный // ЭБС "Консультант студента»: [сайт]. - URL: <https://www.studentlibrary.ru/book/ISBN9785970448045.html>
4. Коломиец, А. А. Травматология и ортопедия: учебное пособие для вузов / А. А. Коломиец, Е. А. Распопова. — 2-е изд., перераб. и доп. — Москва: Издательство Юрайт, 2019. — 236 с. — (Высшее образование). — ISBN 978-5-534-11203-0. — Текст: электронный // ЭБС Юрайт [сайт]. — URL: <https://urait.ru/bcode/444725>.
5. Полный справочник травматолога / О. В. Ананьева, Д. А. Бондаренко, В. В. Градович [и др.]. — Саратов: Научная книга, 2019. — 734 с. — ISBN 978-5-9758-1840-9. — Текст: электронный // Электронно-библиотечная система IPR BOOKS: [сайт]. — URL: <http://www.iprbookshop.ru/80217.html>

учебно-методическая

Shevalaev G. A.

Instructional guidelines for independent work of students on the course "Traumatology, orthopedics" the specialty 31.05.01 General medicine / G. A. Shevalaev; Ulyanovsk State University. - Ulyanovsk : UISU, 2019. - Загл. с экрана; На англ. яз.;


Неопубликованный ресурс. - Электрон. текстовые дан. (1 файл : 302 КБ). - Режим

Ministry of Science and Higher Education of the Russian Federation	The Form	
F-Work program of the discipline		

доступа: ЭБС УлГУ. - Текст :
электронный. <http://lib.ulsu.ru/MegaPro/Download/MObject/7471>

Согласовано:

и. библиотечник ДОН Стариков *Иван* *27.08.2020*
 Должность сотрудника научной библиотеки ФИО подпись дата

Ministry of Science and Higher Education of the Russian Federation	The Form	
F-Work program of the discipline		

Приложение 2

11. УЧЕБНО-МЕТОДИЧЕСКОЕ И ИНФОРМАЦИОННОЕ ОБЕСПЕЧЕНИЕ ДИСЦИПЛИНЫ

в) Профессиональные базы данных, информационно-справочные системы

1. Электронно-библиотечные системы:

1.1. IPRbooks : электронно-библиотечная система : сайт / группа компаний Ай Пи Ар Медиа. - Саратов, [2020]. – URL: <http://www.iprbookshop.ru>. – Режим доступа: для зарегистрир. пользователей. - Текст : электронный.

1.2. ЮРАЙТ : электронно-библиотечная система : сайт / ООО Электронное издательство ЮРАЙТ. – Москва, [2020]. - URL: <https://www.biblio-online.ru>. – Режим доступа: для зарегистрир. пользователей. - Текст : электронный.

1.3. Консультант студента : электронно-библиотечная система : сайт / ООО Политехресурс. – Москва, [2020]. – URL: http://www.studentlibrary.ru/catalogue/switch_kit/x2019-128.html. – Режим доступа: для зарегистрир. пользователей. – Текст : электронный.

1.4. Лань : электронно-библиотечная система : сайт / ООО ЭБС Лань. – Санкт-Петербург, [2020]. – URL: <http://www.studentlibrary.ru/pages/catalogue.html> <https://e.lanbook.com>. – Режим доступа: для зарегистрир. пользователей. – Текст : электронный.

1.5. Znanium.com : электронно-библиотечная система : сайт / ООО Знаниум. - Москва, [2020]. - URL: <http://www.studentlibrary.ru/pages/catalogue.html> <http://znanium.com>. – Режим доступа : для зарегистрир. пользователей. - Текст : электронный.

2. КонсультантПлюс [Электронный ресурс]: справочная правовая система. /ООО «Консультант Плюс» - Электрон. дан. - Москва : КонсультантПлюс, [2020].

3. Базы данных периодических изданий:

3.1. База данных периодических изданий : электронные журналы / ООО ИВИС. - Москва, [2020]. – URL: <https://dlib.eastview.com/browse/udb/12>. – Режим доступа : для авториз. пользователей. – Текст : электронный.


3.2. eLIBRARY.RU: научная электронная библиотека : сайт. / ООО Научная Электронная Библиотека. – Москва, [2020]. – URL: <http://elibrary.ru>. – Режим доступа : для авториз. пользователей. – Текст : электронный

3.3. «Grebennikon» : электронная библиотека / ИД Гребенников. – Москва, [2020]. – URL: <https://id2.action-media.ru/Personal/Products>. – Режим доступа : для авториз. пользователей. – Текст : электронный.

4. Национальная электронная библиотека : электронная библиотека : федеральная государственная информационная система : сайт / Министерство культуры РФ ; РГБ. – Москва, [2020]. – URL:<http://www.studentlibrary.ru/pages/catalogue.html> <https://нэб.рф>. – Режим доступа : для пользователей научной библиотеки. – Текст : электронный.

5. SMART Imagebase // EBSCOhost : [портал]. – URL: <https://ebco.smartimagebase.com/?TOKEN=EBSCO-1a2ff8c55aa76d8229047223a7d6dc9c&custid=s6895741>. – Режим доступа : для авториз. пользователей. – Изображение : электронные.

6. Федеральные информационно-образовательные порталы:

Ministry of Science and Higher Education of the Russian Federation	The Form	
F-Work program of the discipline		

6.1. Единое окно доступа к образовательным ресурсам : федеральный портал / учредитель ФГАОУ ДПО ЦРГОП и ИТ. – URL: <http://window.edu.ru/>. – Текст : электронный.

6.2. Российское образование : федеральный портал / учредитель ФГАОУ ДПО ЦРГОП и ИТ. – URL: <http://www.edu.ru>. – Текст : электронный.

7. Образовательные ресурсы УлГУ:


7.1. Электронная библиотека УлГУ : модуль АБИС Mega-ПРО / ООО «Дата Экспресс». – URL: <http://lib.ulsu.ru/MegaPro/Web>. – Режим доступа : для пользователей научной библиотеки. – Текст : электронный.

7.2. Образовательный портал УлГУ. – URL: <http://edu.ulsu.ru>. – Режим доступа : для зарегистр. пользователей. – Текст : электронный.



Согласовано:


зам. нач. УИТИ Кисочкина ИВ 12.12.14

Должность сотрудника УИТИГ ФИО подпись дата

Ministry of Science and Higher Education of the Russian Federation	The Form	
F-Work program of the discipline		

**LIST OF CHANGES of
Educational plan of discipline: "Traumatology, orthopedics"**

№	Content of the change or a link to the attached text of the	Full name of the head of the Department developing the discipline	Signature	Date
1	Introduction of changes to item C) Professional databases, information and reference systems item 11 "Educational, methodological and information support of the discipline" with the design of Appendix 1	Midlenko V.I.		31.08.2021
2	Introduction of changes to item A) Recommended Literature item 11 "Educational, methodological and information support of the discipline" with the design of Appendix 2	Midlenko V.I.		31.08.2021

Ministry of Science and Higher Education of the Russian Federation	The Form	
F-Work program of the discipline		

11. УЧЕБНО-МЕТОДИЧЕСКОЕ И ИНФОРМАЦИОННОЕ ОБЕСПЕЧЕНИЕ ДИСЦИПЛИНЫ

а) список рекомендуемой литературы

основная

1. Корнилов Н.В. Травматология и ортопедия: учебник / под ред. Н.В. Корнилова, А.К. Дулаева. – 4-е изд., перераб. и доп. – Москва: ГЭОТАР-Медиа, 2020. – 656 с. – ISBN 978-5-9704-5389-6. – Текст: электронный // ЭБС «Консультант студента» : [сайт]. – URL: <https://www.studentlibrary.ru/book/ISBN9785970453896.html>.
2. Котельников, Г. П. Лечение пациентов травматологического профиля: учебник / Г. П. Котельников, В. Ф. Мирошниченко, С. В. Ардагов - Москва: ГЭОТАР-Медиа, 2017. - 352 с. - ISBN 978-5-9704-4089-6. - Текст: электронный // ЭБС "Консультант студента" : [сайт]. - URL : <https://www.studentlibrary.ru/book/ISBN9785970440896.html>
3. Котельников, Г. П. Травматология и ортопедия: учебник / Котельников Г. П., Ларцев Ю. В. , Рыжов П. В. . - 2-е изд. , перераб. - Москва : ГЭОТАР-Медиа, 2021. - 560 с. - ISBN 978-5-9704-5900-3. - Текст : электронный // ЭБС "Консультант студента" : [сайт]. - URL : <https://www.studentlibrary.ru/book/ISBN9785970459003.html>


дополнительная

1. Жидкова, О. И. Травматология и ортопедия: учебное пособие / О. И. Жидкова. — 2-е изд. — Саратов: Научная книга, 2019. — 158 с. — ISBN 978-5-9758-1794-5. — Текст: электронный // Электронно-библиотечная система IPR BOOKS: [сайт]. — URL: <http://www.iprbookshop.ru/80994.html>
2. Жила, Н. Г. Детская травматология / Н. Г. Жила, И. А. Комиссаров, В. И. Зорин - Москва : ГЭОТАР-Медиа, 2017. - 336 с. - ISBN 978-5-9704-4030-8. - Текст : электронный // ЭБС "Консультант студента" : [сайт]. - URL : <https://www.studentlibrary.ru/book/ISBN9785970440308.html>.
3. Егиазарян К.А., Травматология и ортопедия: учебник / под ред. К. А. Егиазаряна, И. В. Сиротина - М.: ГЭОТАР-Медиа, 2019. - 576 с. - ISBN 978-5-9704-4804-5 - Текст: электронный // ЭБС "Консультант студента": [сайт]. - URL: <https://www.studentlibrary.ru/book/ISBN9785970448045.html>
4. Коломиец, А. А. Травматология и ортопедия: учебное пособие для вузов / А. А. Коломиец, Е. А. Распопова. — 2-е изд., перераб. и доп. — Москва: Издательство Юрайт, 2019. — 236 с. — (Высшее образование). — ISBN 978-5-534-11203-0. — Текст: электронный // ЭБС Юрайт [сайт]. — URL: <https://urait.ru/bcode/444725>.
5. Полный справочник травматолога / О. В. Ананьева, Д. А. Бондаренко, В. В. Градович [и др.]. — Саратов: Научная книга, 2019. — 734 с. — ISBN 978-5-9758-1840-9. — Текст: электронный // Электронно-библиотечная система IPR BOOKS: [сайт]. — URL: <http://www.iprbookshop.ru/80217.html>

учебно-методическая

Shevalaev G. A.

Instructional guidelines for independent work of students on the course "Traumatology, orthopedics" the specialty 31.05.01 General medicine / G. A. Shevalaev; Ulyanovsk State University. - Ulyanovsk : UISU, 2019. - Загл. с экрана; На англ. яз.;

Ministry of Science and Higher Education of the Russian Federation	The Form	
F-Work program of the discipline		

Неопубликованный ресурс. - Электрон. текстовые дан. (1 файл : 302 КБ). - Режим доступа: ЭБС УлГУ. - Текст : электронный.<http://lib.ulsu.ru/MegaPro/Download/MObject/7471>

Согласовано:


И. Библиотекарт ООП *Стежольников* *Стаж 27.08.21*

Должность сотрудника научной библиотеки

ФИО

подпись

дата

Ministry of Science and Higher Education of the Russian Federation	The Form	
F-Work program of the discipline		

Приложение 2

11. УЧЕБНО-МЕТОДИЧЕСКОЕ И ИНФОРМАЦИОННОЕ ОБЕСПЕЧЕНИЕ ДИСЦИПЛИНЫ

в) Профессиональные базы данных, информационно-справочные системы

1. Электронно-библиотечные системы:

1.1. IPRbooks : электронно-библиотечная система : сайт / группа компаний Ай Пи Ар Медиа. - Саратов, [2021]. – URL: <http://www.iprbookshop.ru>. – Режим доступа: для зарегистрир. пользователей. - Текст : электронный.

1.2. ЮРАЙТ : электронно-библиотечная система : сайт / ООО Электронное издательство ЮРАЙТ. – Москва, [2021]. - URL: <https://urait.ru>. – Режим доступа: для зарегистрир. пользователей. - Текст : электронный.

1.3. Консультант студента : электронно-библиотечная система : сайт / ООО Политехресурс. – Москва, [2021]. – URL: <https://www.studentlibrary.ru/cgi-bin/mb4x>. – Режим доступа: для зарегистрир. пользователей. – Текст : электронный.

1.4. Консультант врача : электронно-библиотечная система : сайт / ООО Высшая школа организации и управления здравоохранением-Комплексный медицинский консалтинг. – Москва, [2021]. – URL: <https://www.rosmedlib.ru>. – Режим доступа: для зарегистрир. пользователей. – Текст : электронный.

1.5. Большая медицинская библиотека : электронно-библиотечная система : сайт / ООО Букап. – Томск, [2021]. – URL: <https://www.books-up.ru/ru/library/>. – Режим доступа: для зарегистрир. пользователей. – Текст : электронный.

1.6. Лань : электронно-библиотечная система : сайт / ООО ЭБС Лань. – Санкт-Петербург, [2021]. – URL: <https://e.lanbook.com>. – Режим доступа: для зарегистрир. пользователей. – Текст : электронный.

1.7. **Znanium.com** : электронно-библиотечная система : сайт / ООО Знаниум. - Москва, [2021]. - URL: <http://znanium.com> . – Режим доступа : для зарегистрир. пользователей. - Текст : электронный.

1.8. Clinical Collection : коллекция для медицинских университетов, клиник, медицинских библиотек // EBSCOhost : [портал]. – URL: <http://web.b.ebscohost.com/ehost/search/advanced?vid=1&sid=9f57a3e1-1191-414b-8763-e97828f9f7e1%40sessionmgr102> . – Режим доступа : для авториз. пользователей. – Текст : электронный.

1.9. Русский язык как иностранный : электронно-образовательный ресурс для иностранных студентов : сайт / ООО Компания «Ай Пи Ар Медиа». – Саратов, [2021]. – URL: <https://ros-edu.ru>. – Режим доступа: для зарегистрир. пользователей. – Текст : электронный.


2. КонсультантПлюс [Электронный ресурс]: справочная правовая система. /ООО «Консультант Плюс» - Электрон. дан. - Москва : КонсультантПлюс, [2021].

3. Базы данных периодических изданий:

3.1. База данных периодических изданий : электронные журналы / ООО ИВИС. - Москва, [2021]. – URL: <https://dlib.eastview.com/browse/udb/12>. – Режим доступа : для авториз. пользователей. – Текст : электронный.

3.2. eLIBRARY.RU: научная электронная библиотека : сайт / ООО Научная Электронная Библиотека. – Москва, [2021]. – URL: <http://elibrary.ru>. – Режим доступа : для авториз. пользователей. – Текст : электронный

3.3. «Grebennikon» : электронная библиотека / ИД Гребенников. – Москва, [2021]. – URL: <https://id2.action-media.ru/Personal/Products>. – Режим доступа : для авториз.

Ministry of Science and Higher Education of the Russian Federation	The Form	
F-Work program of the discipline		

пользователей. – Текст : электронный.

4. Национальная электронная библиотека : электронная библиотека : федеральная государственная информационная система : сайт / Министерство культуры РФ ; РГБ. – Москва, [2021]. – URL: <https://нэб.рф>. – Режим доступа : для пользователей научной библиотеки. – Текст : электронный.

5. SMART Imagebase // EBSCOhost : [портал]. – URL: <https://ebSCO.smartimagebase.com/?TOKEN=EBSCO-1a2ff8c55aa76d8229047223a7d6dc9c&custid=s6895741>. – Режим доступа : для авториз. пользователей. – Изображение : электронные.

6. Федеральные информационно-образовательные порталы:


6.1. [Единое окно доступа к образовательным ресурсам](http://window.edu.ru/) : федеральный портал / учредитель ФГАОУ ДПО ЦРГОП и ИТ. – URL: <http://window.edu.ru/> . – Текст : электронный.

6.2. [Российское образование](http://www.edu.ru) : федеральный портал / учредитель ФГАОУ ДПО ЦРГОП и ИТ. – URL: <http://www.edu.ru>. – Текст : электронный.



7. Образовательные ресурсы УлГУ:


7.1. Электронная библиотека УлГУ : модуль АБИС Мега-ПРО / ООО «Дата Экспресс». – URL: <http://lib.ulsu.ru/MegaPro/Web>. – Режим доступа : для пользователей научной библиотеки. – Текст : электронный.

Зам.нач. УИТИ | Клюквина Ю.В. | 18.11
 Должность сотрудника УИТИ | ФИО | подпись | дата

Ministry of Science and Higher Education of the Russian Federation	The Form	
F-Work program of the discipline		

**LIST OF CHANGES of
Educational plan of discipline: "Traumatology, orthopedics"**

№	Content of the change or a link to the attached text of the	Full name of the head of the Department developing the discipline	Signature	Date
1	Introduction of changes to item C) Professional databases, information and reference systems item 11 "Educational, methodological and information support of the discipline" with the design of Appendix 1	Midlenko V.I.		31.08.2022
2	Introduction of changes to item A) Recommended Literature item 11 "Educational, methodological and information support of the discipline" with the design of Appendix 2	Midlenko V.I.		31.08.2022

Ministry of Science and Higher Education of the Russian Federation	The Form	
F-Work program of the discipline		

Приложение 1

11. EDUCATIONAL-METHODICAL SUPPORT OF THE DISCIPLINE

Травматология, ортопедия

a) List of recommended literature

Main literature:

1. Гостищев, В. К. General surgery / The manual. - М. : GEOTAR-Media, 2020. - 220 p. - 220 с. - ISBN 978-5-9704-5439-8. - Текст : электронный // ЭБС "Консультант студента" : [сайт]. - URL : <https://www.studentlibrary.ru/book/ISBN9785970454398.html>

2. Meir T. Marmor. Decision Making in Orthopaedic Trauma Edition: First edition. New York : Thieme. 2017. eBook.
<https://search.ebscohost.com/login.aspx?direct=true&db=e600xww&AN=1704040&site=ehost-live&scope=site>

Additional literature:

1. Лашковский В. В. Traumatology and orthopedics = Травматология и ортопедия : сборник тестов для студентов факультета иностранных учащихся с английским языком обучения (специальность 1-79 01 01 «Лечебное дело») : Tests for students of faculty for international students with English language of study (speciality 1-79 01 01 «General Medicine») / В. В. Лашковский, А. Г. Мармыш, Г. А. Кошман. - Гродно : ГрГМУ, 2019. - 61 с. - ISBN 9789855950852. - Текст : электронный // ЭБС "Букап" : [сайт]. - URL : <https://www.books-up.ru/ru/book/traumatology-and-orthopedics-12069221/>

2. Fridun Kerschbaumer; Kuno Weise; Carl Joachim Wirth. Operative Approaches in Orthopedic Surgery and Traumatology Edition: 2nd edition. Stuttgart : Thieme. 2015. eBook.
<https://search.ebscohost.com/login.aspx?direct=true&db=e600xww&AN=975416&lang=de&site=ehost-live&scope=site>

Educational and methodical

1. Shevalaev G. A.

Methodological guidelines for the organization of independent work of residents on the discipline "Traumatology, orthopedics" specialty «31.05.01 General medicine» / G. A. Shevalaev; Ulyanovsk State University. - Ulyanovsk : UISU, 2022. - 16 p. - Неопубликованный ресурс; На англ. яз. - URL: <http://lib.ulsu.ru/MegaPro/Download/MObject/12813>. - Режим доступа: ЭБС УлГУ. - Текст : электронный.

Main Librarian Ольга Викторовна Сторо


The position of the worker scientific library

Full name

signature

data

2022

Ministry of Science and Higher Education of the Russian Federation	The Form	
F-Work program of the discipline		

Приложение 2

с) Professed data base, directory and search systems:

1. Электронно-библиотечные системы:

1.1. Цифровой образовательный ресурс IPRsmart : электронно-библиотечная система : сайт / ООО Компания «Ай Пи Ар Медиа». - Саратов, [2022]. – URL: <http://www.iprbookshop.ru>. – Режим доступа: для зарегистрир. пользователей. - Текст : электронный.

1.2. Образовательная платформа ЮРАЙТ : образовательный ресурс, электронная библиотека : сайт / ООО Электронное издательство ЮРАЙТ. – Москва, [2022]. - URL: <https://urait.ru>. – Режим доступа: для зарегистрир. пользователей. - Текст : электронный.

1.3. База данных «Электронная библиотека технического ВУЗа (ЭБС «Консультант студента») : электронно-библиотечная система : сайт / ООО Политехресурс. – Москва, [2022]. – URL: <https://www.studentlibrary.ru/cgi-bin/mb4x>. – Режим доступа: для зарегистрир. пользователей. – Текст : электронный.

1.4. Консультант врача. Электронная медицинская библиотека : база данных : сайт / ООО Высшая школа организации и управления здравоохранением-Комплексный медицинский консалтинг. – Москва, [2022]. – URL: <https://www.rosmedlib.ru>. – Режим доступа: для зарегистрир. пользователей. – Текст : электронный.

1.5. Большая медицинская библиотека : электронно-библиотечная система : сайт / ООО Букап. – Томск, [2022]. – URL: <https://www.books-up.ru/ru/library/>. – Режим доступа: для зарегистрир. пользователей. – Текст : электронный.

1.6. ЭБС Лань : электронно-библиотечная система : сайт / ООО ЭБС Лань. – Санкт-Петербург, [2022]. – URL: <https://e.lanbook.com>. – Режим доступа: для зарегистрир. пользователей. – Текст : электронный.

1.7. ЭБС **Znanium.com** : электронно-библиотечная система : сайт / ООО Знаниум. - Москва, [2022]. - URL: <http://znanium.com> . – Режим доступа : для зарегистрир. пользователей. - Текст : электронный.

1.8. Clinical Collection : научно-информационная база данных EBSCO // EBSCOhost : [портал]. – URL: <http://web.b.ebscohost.com/ehost/search/advanced?vid=1&sid=9f57a3e1-1191-414b-8763-e97828f9f7e1%40sessionmgr102> . – Режим доступа : для авториз. пользователей. – Текст : электронный.

1.9. База данных «Русский как иностранный» : электронно-образовательный ресурс для иностранных студентов : сайт / ООО Компания «Ай Пи Ар Медиа». – Саратов, [2022]. – URL: <https://ros-edu.ru>. – Режим доступа: для зарегистрир. пользователей. – Текст : электронный.


2. КонсультантПлюс [Электронный ресурс]: справочная правовая система. /ООО «Консультант Плюс» - Электрон. дан. - Москва : КонсультантПлюс, [2022].

3. Базы данных периодических изданий:

3.1. База данных периодических изданий EastView : электронные журналы / ООО ИВИС. - Москва, [2022]. – URL: <https://dlib.eastview.com/browse/udb/12>. – Режим доступа : для авториз. пользователей. – Текст : электронный.

3.2. eLIBRARY.RU: научная электронная библиотека : сайт / ООО Научная Электронная Библиотека. – Москва, [2022]. – URL: <http://elibrary.ru>. – Режим доступа : для авториз. пользователей. – Текст : электронный

3.3. Электронная библиотека «Издательского дома «Гребенников» (Grebinnikon) : электронная библиотека / ООО ИД Гребенников. – Москва, [2022]. – URL: <https://id2.action-media.ru/Personal/Products>. – Режим доступа : для авториз. пользователей. – Текст :

Ministry of Science and Higher Education of the Russian Federation	The Form	
F-Work program of the discipline		

электронный.

4. Федеральная государственная информационная система «Национальная электронная библиотека» : электронная библиотека : сайт / ФГБУ РГБ. – Москва, [2022]. – URL: <https://нэб.рф>. – Режим доступа : для пользователей научной библиотеки. – Текст : электронный.

5. SMART Imagebase : научно-информационная база данных EBSCO // EBSCOhost : [портал]. – URL: <https://ebSCO.smartimagebase.com/?TOKEN=EBSCO-1a2ff8c55aa76d8229047223a7d6dc9c&custid=s6895741>. – Режим доступа : для авториз. пользователей. – Изображение : электронные.

6. Федеральные информационно-образовательные порталы:

6.1. [Единое окно доступа к образовательным ресурсам](http://window.edu.ru/) : федеральный портал . – URL: <http://window.edu.ru/> . – Текст : электронный.


6.2. [Российское образование](http://www.edu.ru/) : федеральный портал / учредитель ФГАУ «ФИЦТО». – URL: [http://www.edu.ru.](http://www.edu.ru/) – Текст : электронный.

7. Образовательные ресурсы УлГУ:



7.1. Электронная библиотечная система УлГУ : модуль «Электронная библиотека» АБИС Мега-ПРО / ООО «Дата Экспресс». – URL: <http://lib.ulsu.ru/MegaPro/Web>. – Режим доступа : для пользователей научной библиотеки. – Текст : электронный.


Согласовано:

Зашкина Юлия | Ключкова СВ | 17.05.2022
Должность сотрудника УИТиТ ФИО подпись дата

Ministry of Science and Higher Education of the Russian Federation	The Form	
F-Work program of the discipline		

**LIST OF CHANGES of
Educational plan of discipline: "Traumatology, orthopedics"**

№	Content of the change or a link to the attached text of the	Full name of the head of the Department developing the discipline	Signature	Date
1	Introduction of changes to item C) Professional databases, information and reference systems item 11 "Educational, methodological and information support of the discipline" with the design of Appendix 1	Midlenko V.I.		17.05.2023
2	Introduction of changes to item A) Recommended Literature item 11 "Educational, methodological and information support of the discipline" with the design of Appendix 2	Midlenko V.I.		17.05.2023

Ministry of Science and Higher Education of the Russian Federation	The Form	
F-Work program of the discipline		

Приложение 1.

11. EDUCATIONAL-METHODICAL SUPPORT OF THE DISCIPLINE

a) List of recommended literature

Main literature:

1. Гостищев, В. К. General surgery / The manual. - М. : GEOTAR-Media, 2020. - 220 p. - 220 с. - ISBN 978-5-9704-5439-8. - Текст : электронный // ЭБС "Консультант студента" : [сайт]. - URL : <https://www.studentlibrary.ru/book/ISBN9785970454398.html>

2. Traumatology and Orthopedics : textbook / A. V. Garkavi, A. V. Lychagin, G. M. Kavalerskiy [et al.]. - Москва : ГЭОТАР-Медиа, 2023. - 784 с. - ISBN 978-5-9704-7465-5, DOI: 10.33029/9704-7465-5-TOG-2023-1-784. - Электронная версия доступна на сайте ЭБС "Консультант студента" : [сайт]. URL: <https://www.studentlibrary.ru/book/ISBN9785970474655.html>

Additional literature:

1. Лашковский В. В. Traumatology and orthopedics = Травматология и ортопедия : сборник тестов для студентов факультета иностранных учащихся с английским языком обучения (специальность 1-79 01 01 «Лечебное дело») : Tests for students of faculty for international students with English language of study (speciality 1-79 01 01 «General Medicine») / В. В. Лашковский, А. Г. Мармыш, Г. А. Кошман. - Гродно : ГрГМУ, 2019. - 61 с. - ISBN 9789855950852. - Текст : электронный // ЭБС "Букар" : [сайт]. - URL : <https://www.books-up.ru/ru/book/traumatology-and-orthopedics-12069221/>

Kruchkova, A. V. Care for Surgical Patients / A. V. Kruchkova, Yu. V. Kondusova, I. A. Poletayeva and others; edited by A. V. Kruchkova. - Москва : ГЭОТАР-Медиа, 2020. - 144 с. - ISBN 978-5-9704-5664-4. - Текст : электронный // ЭБС "Консультант студента" : [сайт]. - URL : <https://www.studentlibrary.ru/book/ISBN9785970456644.html>

Educational and methodical

1. Shevalaev G. A.

Methodological guidelines for the organization of independent work of residents on the discipline "Traumatology, orthopedics" specialty «31.05.01 General medicine» / G. A. Shevalaev; Ulyanovsk State University. - Ulyanovsk : Ulsu, 2022. - 16 p. - Неопубликованный ресурс; На англ. яз. - URL: <http://lib.ulsu.ru/MegaPro/Download/MObject/12813> . - Режим доступа: ЭБС УлГУ. - Текст : электронный.

Leading specialist Smalakovskiy Semyon 2022

The position of the worker scientific library

Full name

signature

data

